

# In Illustrator, open Layers pallet to view and choose template option

## ✓ Art Check List

- Links included (not embedded)
- Critical Art 3% inside Cut Line
- Type converted to Outlines
- Raster Art Resolution 75 DPI at full scale
- Layers included (Photoshop files)
- Smooth Gradients
- Avoid Global Effects, Transparencies & Symbols

## ✓ Special Notes

## GRAPHIC LAYOUT

30' POLYGLOW OPTIDOME - VISOR

30'H



### NOTES:

Poly Glow

### 2 OPTIONS

Choose template appropriate for art work.

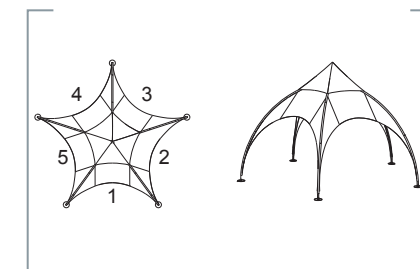

- Opt. 1 - Graphics on one side
- Opt. 2 - Graphics on both sides

GRAPHICS CANNOT BE MATCHED ACROSS SEAMS. ON VISOR TOP SIDE USE SIDE PANELS ONLY FOR ART, ALL OVER SOLID COLOR IS OKAY.

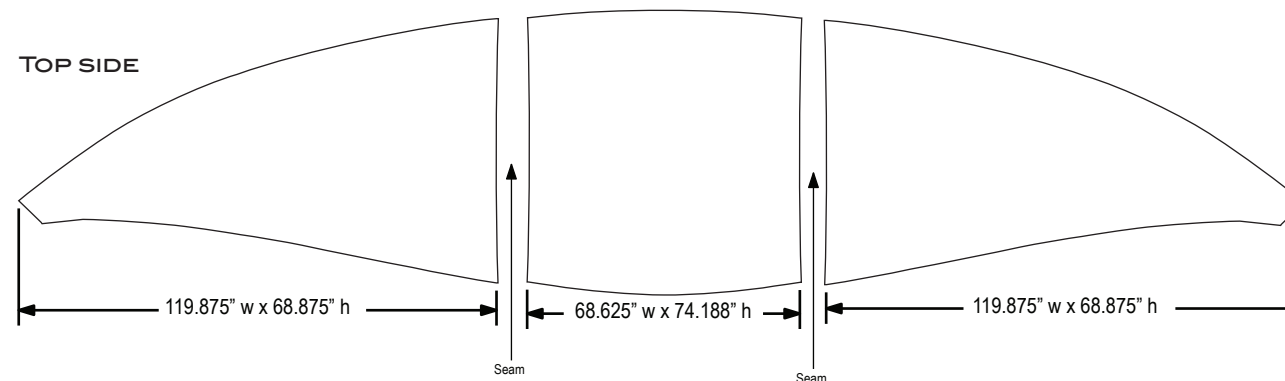
### COLOR MATCH:

### MATCH TO:

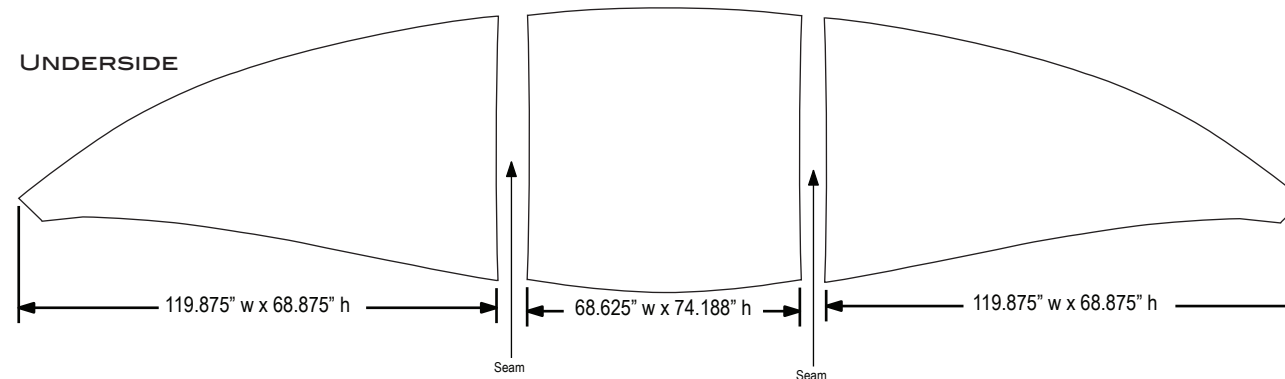
- PMS color specified in file
- Hardcopy
- Previous job
- approved proof
- Moss best judgement



TOP SIDE



UNDERSIDE



← WARP →

## Instructions for using the Moss PreDesigned Graphic Layout Template

1. Open the template in Adobe Illustrator
2. Open the layers dialog box
3. Be sure to only toggle the layer you will be using.
4. Place the art into the template. When possible, keep the art within the dashed lines. Place, size and space the art as you would like to see it when printed. For full coverage graphic, add 2" of bleed. See Moss Art Submission Guidelines for details on art requirements.
5. Add PMS color information to the color blocks at the bottom of the layout.
6. Add any needed notes to the Special Notes section on the left side of the layout.
7. Save the file in PDF format with the following settings-
  - Layers included (Photoshop files)
  - Smooth Gradients
  - Avoid Global Effects, Transparencies & Symbols
8. Email completed layout back to your Moss Project Service Manager.

## Symbols Legend

- Critical/Live Area - - - - -
- Cut Line
- Seam Placement | | | | |

CLIENT	SALESPERSON	PREFLIGHTER	WORK ORDER#
PROJECT	DESCRIPTION	REVISION	LINE ITEM #
DATE	QTY.	SHEET	OS360-SS-06

MOSSINC.COM  
 CONTACT US: (800) 341-1557  
 AFTER HOURS: (877) 214-2986